

Add On Course
Academic Year
2021-22



Vermicompost



Permission letter

Date- 01/02/2022

To,
Hon. Principal
Shriram Mahila Vidnyan Mahavidyalaya,
Paniv.

Applicant:-Mr . Rede S.S.

Subject:-Regarding Permission to organize Add on course...

Respected sir,

With reference to above cited subject we are arrange a Add On Course for our institution students that apart from the curriculum there should be scope for other. It is humble request to get permission to conduct such Add On Course.

Regards,

Permission granted.


01/02/22

Principal

Shriram Mahila Vidnyan Mahavidyalaya
Paniv. Tal. Malshiras, Dist. Solapur




Yours's faithfully

[Mr. Rede S.S]



!! न हि ज्ञानेन सदृशं ! पवित्रमिह विद्यते !!
SHRIRAM SHIKSHAN SANSTHA'S
Shriram Mahila Vidyan Mahavidyalaya, Paniv
Tal.: Malshiras, Dist.: Solapur, 413113
(Affiliated to S. N. D. T. Women's University, Mumbai)

Notice

Date-07/02/2022

All students are hereby informed that our institution is organizing Add On Course (Vermicompost) on 10 February to 1st April 2022. The interested students should give their names to class co-ordinator.


Principal
Shriram Mahila Vidyan Mahavidyalaya
Paniv. Tal. Malshiras, Dist. Solapur

॥ न हि जानेन सदृशं । पवित्रमिह विद्यते ॥

SHRIRAM SHIKSHAN SANSTHA'S

SHRIRAM MAHILA VIDNYAN MAHAVIDYALAYA, PANIV

Tal- Malshiras Dist- Solapur 413113


Timetable for Add on Course A.Y-2021-22

Time	Thursday	Friday	Saturday
01.30PM to 02.30 PM			Vermicompost SSR
02.30PM to 03.30 PM	Vermicompost SSR	Vermicompost MRJ	Vermicompost MRJ
03.30PM to 04.30 PM		Vermicompost SSR	


****TEACHING STAFF****

SSR: Prof. Rede S. S.

MRJ: Prof. Jamadar M. R.


HOD
H.O.B
Dept. of Zoology
S.M.V.M. Paniv




Principal
Principal
Shriram Mahila Vidnyan Mahavidyalaya
Paniv, Tal. Malshiras, Dist. Solapur



!! न हि ज्ञानेन सदृशं पवित्रमिह विद्यते !!

Shriram Shikshan Sanstha's

Shriram Mahila Vidyan Mahavidyalaya, Paniv

Tal.: Malshiras, Dist.: Solapur, 413113

(Affiliated to S. N. D. T. Women's University, Mumbai)

Notice

Date : 03/02/2022

All the faculty members in the institution informed that meeting is scheduled on Saturday, 05th February at 03.30 PM in principal cabin

Agenda:

1. Discussion regarding Add on course A.Y. 2021-2022
 2. Discussion about formation of the BOS
 3. Any other issues with permission of the Chairperson
- No any issues discussed

Principal
Principal

Shriram Mahila Vidyan Mahavidyalaya
Paniv, Tal. Malshiras, Dist. Solapur



॥ न हि ज्ञानेन सदृशं पवित्रमिह विद्यते ॥

Shriram Shikshan Sanstha's

Shriram Mahila Vidnyan Mahavidyalaya, Paniv

Tal.: Malshiras, Dist.: Solapur, 413113

(Affiliated to S. N. D. T. Women's University, Mumbai)

Minutes of the Meeting

Date 05/02/2022

Meeting of the all the faculty members was held on Saturday, 5th Feb 2022 at 03.30PM In principal cabin.

Following agendas are discussed successfully in meeting

AGENDA of Meeting

1. Discussion regarding Add on course A.Y. 2021-2022
 - As per the meeting of IQAC held on Tuseday 11th Jan 2022 it was dicided to conduct Vermicomposting for the student. Inhance the skill of higher education.
2. Discussion about formation of the BOS
 - These course is related to course zoology from our institution it decided that the Composition of the BOS is belonging to course zoology is given below.

I. BOS for ' Add on Course in Vermicompost

Sr.No.	Name	Designation	Position
1.	Mr. Babar Vinod Vishnu	Principal	Chairman
2.	Mr. Rede Satyajeet Shivaji	HOD, Dept. of Zoology	Member
3.	Mrs. Jamadar Mehjabin Ramjan	Asst. Proof	Member
4.	Mr. Rede Satyajeet shivaji	EXPERT	Member




Principal

Shriram Mahila Vidnyan Mahavidyalaya
Paniv, Tal. Malshiras, Dist. Solapur

Department of Zoology
Course Curriculum And Marking Scheme

Value Added Course

On

Vermicomposting

Session 2021-2022



Shriram Mahila Vidyan Mahavidyalaya ,Paniv



➤ Introduction: Vermicompost

Vermicasting, also called vermicomposting, is the processing of organic wastes through earthworms (Figure 1). It is a natural, odourless, aerobic process, much different from traditional composting. Earthworms ingest waste, then excrete casts — dark, odourless, nutrient- and organically rich, soil mud granules that make an excellent soil conditioner. Earthworm casts are a ready-to-use fertilizer that can be used at a higher rate of application than compost, since nutrients are released at rates that growing plants prefer.

Vermicasting can be done on a small scale by homeowners with household organic wastes, on a large-scale by farmers with manure or by the food industry using organic wastes such as fruit and vegetable cull materials. Through proper design, vermicasting is a method of waste handling that:

- is clean, socially acceptable, with little to no odour
- requires no energy input for aeration
- reduces the mass of waste by 30%
- produces a valuable vermicast byproduct
- even generates worms as fishing bait

Important facts about vermicasting:

- Turning organic wastes into casts takes 22–32 days, depending on density of waste and earthworm maturity (regular composting requires 30–40 days, followed by 3–4 months curing).
- Vermicast does not need curing, but fresh casts undergo 2 weeks of nitrification where ammonium transforms to nitrate, a form that plants can uptake.
- Use organic materials that meet the earthworm's feed preferences, including a material density of 350–650 g/L.
- Worms should not be crowded, so the ideal stocking density is 150 earthworms/L of wastes.
- Earthworms ingest about 75% of their body weight/day; a 0.2 g worm eats about 0.15 g/day.
- If you discover earthworms trying to escape any system, it is a good indication that something is wrong with their feed or environment
- Earthworms should be allowed about 1 week to migrate from finished vermicast to fresh waste.



➤ Vermicomposting Definition

“Vermicomposting is a process in which the earthworms convert the organic waste into manure rich in high nutritional content.”

Read on to explore what is vermicomposting and the process involved in vermicomposting.

➤ What is Vermicomposting?

Vermicomposting is the scientific method of making compost, by using earthworms. They are commonly found living in soil, feeding on biomass and excreting it in a digested form.

Vermiculture means “worm-farming”. Earthworms feed on the organic waste materials and give out excreta in the form of “vermicasts” that are rich in nitrates and minerals such as phosphorus, magnesium, calcium and potassium. These are used as Fertilizer and enhance soil quality.

Vermicomposting comprises two methods:

- **Bed Method:** This is an easy method in which beds of organic matter are prepared.
- **Pit Method:** In this method, the organic matter is collected in cemented pits. However, this method is not prominent as it involves problems of poor aeration and waterlogging.

Also, refer to Morphology and Anatomy of Earthworm

➤ Process of Vermicomposting

The entire process of vermicomposting is mentioned below:

➤ Aim

To prepare vermicompost using earthworms and other biodegradable wastes.

➤ Principle

This process is mainly required to add nutrients to the soil. Compost is a natural fertilizer that allows an easy flow of water to the growing plants. The earthworms are mainly used in this process as they eat the organic matter and produce castings through their digestive systems.

The nutrients profile of vermicomposts are:

- 1.6 per cent of Nitrogen.



- 0.7 per cent of Phosphorus.
- 0.8 per cent of Potassium.
- 0.5 per cent of Calcium.
- 0.2 per cent of Magnesium.
- 175 ppm of Iron.
- 96.5 ppm of Manganese.
- 24.5 ppm of Zinc.

➤ **Materials Required**

- Water.
- Cow dung.
- Thatch Roof.
- Soil or Sand.
- Gunny bags.
- Earthworms.
- Weed biomass
- A large bin (plastic or cemented tank).
- Dry straw and leaves collected from paddy fields.
- Biodegradable wastes collected from fields and kitchen.

➤ **Procedure**

1. To prepare compost, either a plastic or a concrete tank can be used. The size of the tank depends upon the availability of raw materials.
2. Collect the biomass and place it under the sun for about 8-12 days. Now chop it to the required size using the cutter.
3. Prepare a cow dung slurry and sprinkle it on the heap for quick decomposition.
4. Add a layer (2 – 3 inch) of soil or sand at the bottom of the tank.
5. Now prepare fine bedding by adding partially decomposed cow dung, dried leaves and other biodegradable wastes collected from fields and kitchen. Distribute them evenly on the sand layer.
6. Continue adding both the chopped bio-waste and partially decomposed cow dung layer-wise into the tank up to a depth of 0.5-1.0 ft.
7. After adding all the bio-wastes, release the earthworm species over the mixture and cover the compost mixture with dry straw or gunny bags.
8. Sprinkle water on a regular basis to maintain the moisture content of the compost.
9. Cover the tank with a thatch roof to prevent the entry of ants, lizards, mouse, snakes, etc. and protect the compost from rainwater and direct sunshine.

10. Have a frequent check to avoid the compost from overheating. Maintain proper moisture and temperature.

Result

After the 24th day, around 4000 to 5000 new worms are introduced and the entire raw material is turned into the vermicompost.

➤ Advantages Of Vermicomposting

The major benefits of vermicomposting are:

1. Develops roots of the plants.
2. Improves the physical structure of the soil.
3. Vermicomposting increases the fertility and water-resistance of the soil.
4. Helps in germination, plant growth, and crop yield.
5. Nurtures soil with plant growth hormones such as auxins, gibberellic acid, etc.

Also refer: Vermiculture

➤ Disadvantages of Vermicomposting

Following are the important disadvantages of vermicomposting:

1. It is a time-consuming process and takes as long as six months to convert the organic matter into usable forms.
2. It releases a very foul odour.
3. Vermicomposting is high maintenance. The feed has to be added periodically and care should be taken that the worms are not flooded with too much to eat.
4. The bin should not be too dry or too wet. The moisture levels need to be monitored periodically.
5. They nurture the growth of pests and pathogens such as fruit flies, centipede and flies.

Vermicomposting turns the kitchen waste and other green waste into dark, nutrient-rich soil. Due to the presence of microorganisms, it maintains healthy soil.

Vermicomposting is an eco-friendly process that recycles organic waste into compost and produces valuable nutrients.




H.O.D
H.O.D
Dept. of Zoology
S.M.V. Paniv

Add On Course (Vermicompost)
A. Y. 2021 - 2022



GPS Map Camera

Paniv, Maharashtra, India

SMVM, Paniv, Maharashtra 413118, India

Lat 17.841712°

Long 74.970667°

24/03/21 02:37 PM GMT +05:30

Google





GPS Map Camera

Paniv, Maharashtra, India
SMVM , Paniv, Maharashtra 413118, India
Lat 17.841712°
Long 74.970667°
24/03/21 02:37 PM GMT +05:30



Google

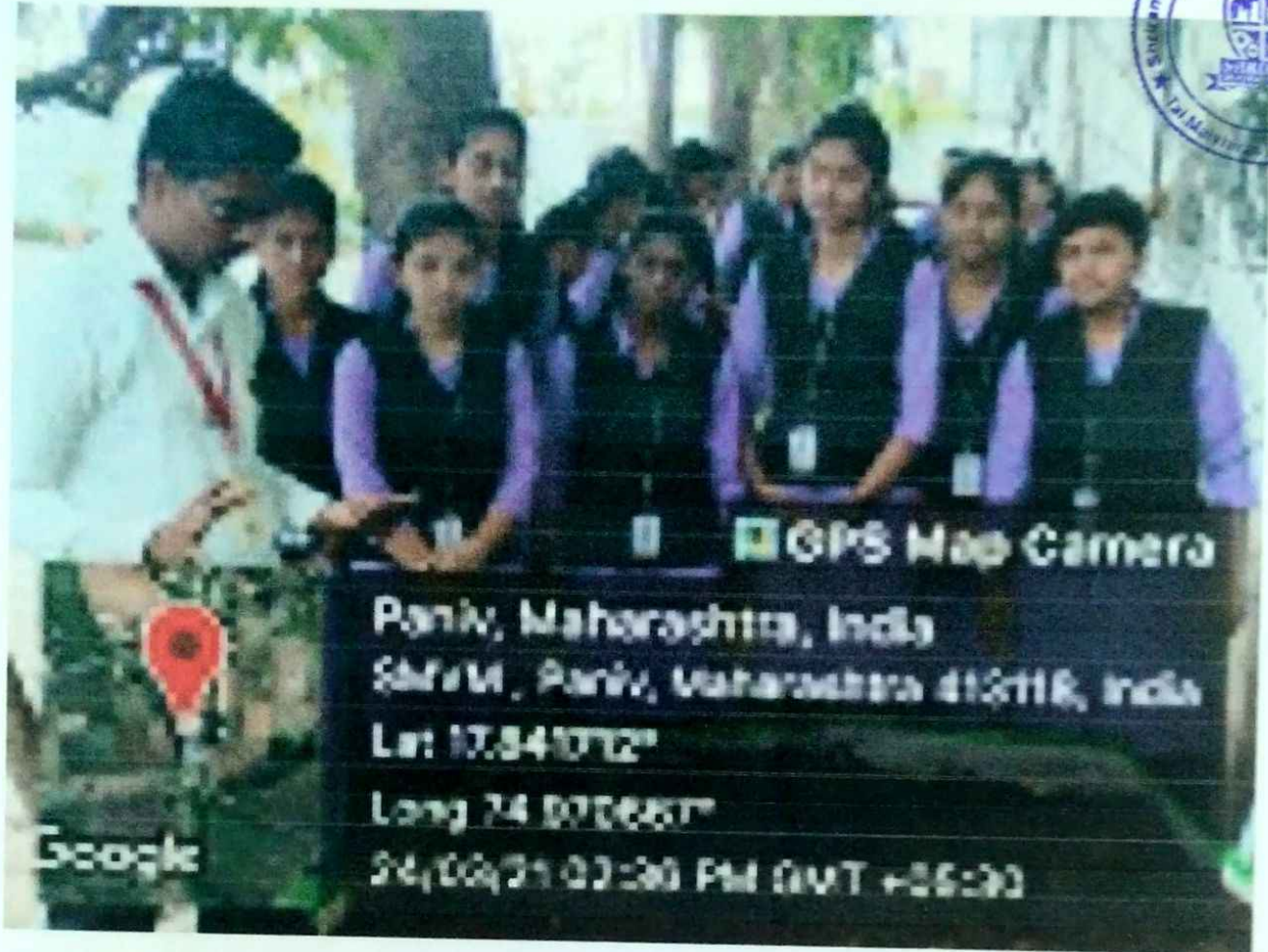


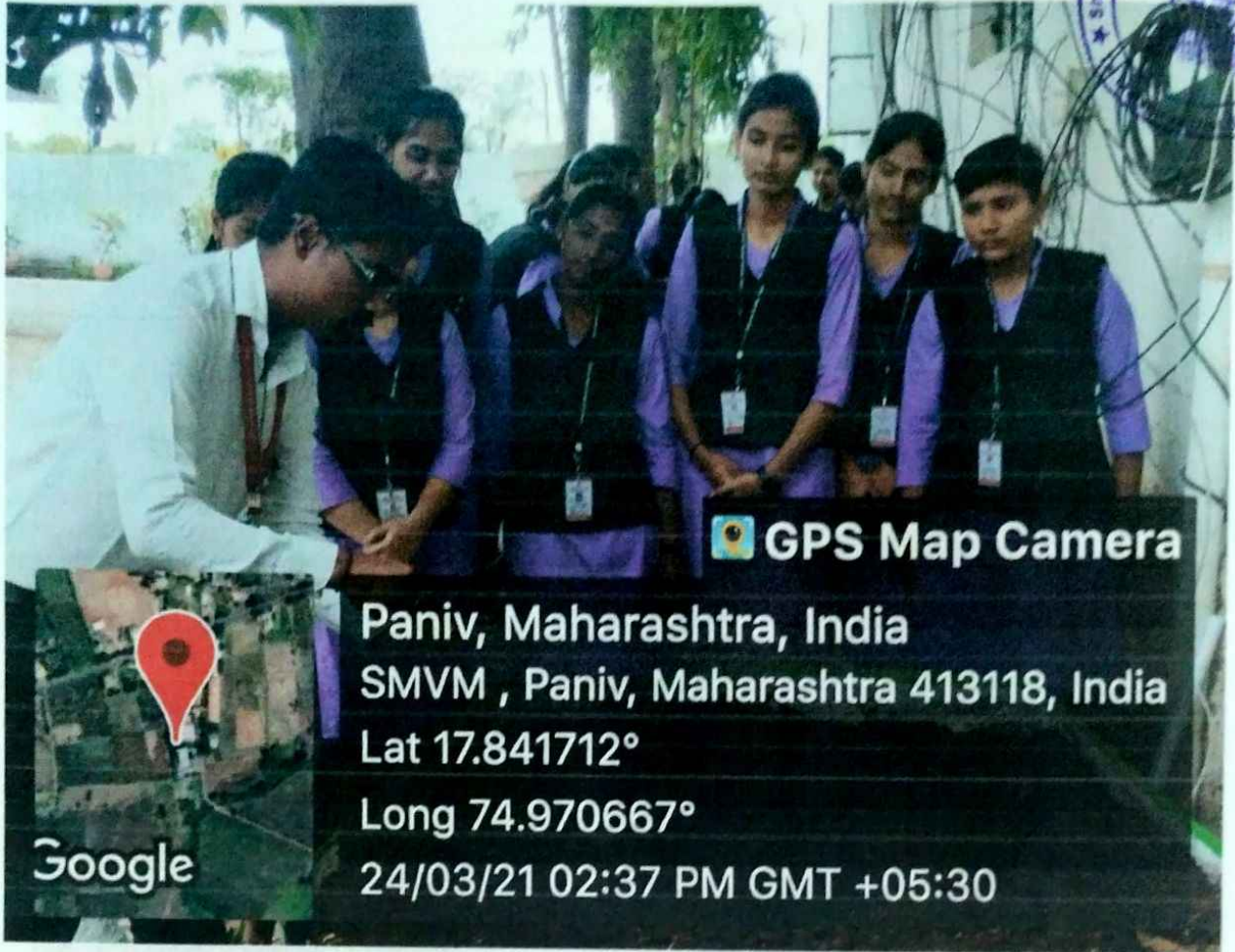
GPS Map Camera


Paniv, Maharashtra, India
SMVM , Paniv, Maharashtra 413118, India
Lat 17.841712°
Long 74.970667°
24/03/21 02:35 PM GMT +05:30



Google





 **GPS Map Camera**

Paniv, Maharashtra, India

SMVM , Paniv, Maharashtra 413118, India

Lat 17.841712°

Long 74.970667°

24/03/21 02:37 PM GMT +05:30



Google



॥ न हि ज्ञानेन सदृशं । पवित्रमिह विद्यते ॥

Shriram Shikshan Sanstha's

Shriram Mahila Vidnyan Mahavidyalaya, Paniv

Tal: Malshiras Dist: Solapur-413113

(Affiliated to S.N.D.T Women's University, Mumbai)

B.Sc. (with Credits)-Regular-Revised 2013 , Sem I

Category Wise Enrollment A.Y. :2021-2022



Sr.No	Student Name	Category	Date of Admission	Course Admitted to
1	BABAR ANUSHRI DILIP	Open	Oct 30, 2021	FY-B.Sc.
2	BANKAR VARSHA MACHHINDRA	OBC	Dec 18, 2021	FY-B.Sc.
3	BHISE POOJA DILIP	NT-2 (NT-C)	Oct 14, 2021	FY-B.Sc.
4	BHOSALE JYOTI DEVIDAS	Open	Sep 28, 2021	FY-B.Sc.
5	BHOSALE RUTIKSHA SOMNATH	SC	Sep 15, 2021	FY-B.Sc.
6	BOBADE TEJASHREE VITTHAL	Open	Oct 14, 2021	FY-B.Sc.
7	BODAKE KIRAN PRAKASH	Open	Nov 18, 2021	FY-B.Sc.
8	BORADE DIVYA HARIDAS	SC	Oct 14, 2021	FY-B.Sc.
9	BORATE SANIKA DHANANJAY	OBC	Sep 15, 2021	FY-B.Sc.
10	CHAVAN REVATI VIJAY	Open	Oct 30, 2021	FY-B.Sc.
11	CHAVAN VARSHA AGNINATH	VJ/DT(A)	Dec 18, 2021	FY-B.Sc.
12	CHOPADE RANI ANANTRAO	Open	Oct 30, 2021	FY-B.Sc.
13	DADAS SONALI SURESH	NT-2 (NT-C)	Nov 18, 2021	FY-B.Sc.
14	DESHMUKH SAKSHI NAVNATH	Open	Oct 20, 2021	FY-B.Sc.
15	DHASADE AKSHATA CHANDRAKANT	OBC	Oct 30, 2021	FY-B.Sc.
16	GAVALI DURGA DATTU	SC	Oct 14, 2021	FY-B.Sc.
17	GORE PALLAVI GHANSHYAM	OBC	Sep 15, 2021	FY-B.Sc.
18	HULAGE NIKITA NAMDEV	NT-2 (NT-C)	Dec 18, 2021	FY-B.Sc.
19	HULAGE POOJA JAGANNATH	NT-2 (NT-C)	Oct 14, 2021	FY-B.Sc.
20	HULAGE SONALI NAMDEV	NT-2 (NT-C)	Dec 18, 2021	FY-B.Sc.
21	IRKAR SHILPA DILIP	NT-2 (NT-C)	Sep 23, 2021	FY-B.Sc.
22	JADHAV GAYATRI KUMAR	Open	Oct 14, 2021	FY-B.Sc.
23	JANKAR NEHA NAVNATH	NT-2 (NT-C)	Sep 30, 2021	FY-B.Sc.
24	KALDHONE SANIKA DASHRATH	OBC	Nov 18, 2021	FY-B.Sc.
25	KAPANE SHIVANI MAHESH	NT-2 (NT-C)	Nov 30, 2021	FY-B.Sc.
26	KARANDE PRATIKSHA PRAKASH	OBC	Sep 15, 2021	FY-B.Sc.
27	KECHE RUTUJA SHIVAJI	Open	Oct 20, 2021	FY-B.Sc.
28	KHATAKE PRATIBHA ABHIJIT	Open	Sep 28, 2021	FY-B.Sc.
29	LOKARE RUTUJA GANAPAT	Open	Oct 30, 2021	FY-B.Sc.

30	LONDHE PALLAVI HANUMANT	OBC	Oct 20, 2021	FY-B.Sc.
31	MADANE BHARATI LAXMAN	NT-2 (NT-C)	Sep 23, 2021	FY-B.Sc.
32	MADANE RUTUJA DINKAR	NT-2 (NT-C)	Sep 15, 2021	FY-B.Sc.
33	MAGAR KARISHMA KAKASAHEB	Open	Oct 14, 2021	FY-B.Sc.
34	MANE BAI VASANT	NT-2 (NT-C)	Nov 20, 2021	FY-B.Sc.
35	MHASWADE MANISHA MAGANLAL	OBC	Sep 15, 2021	FY-B.Sc.
36	MORE SUPRIYA DNYANADEV	Open	Sep 18, 2021	FY-B.Sc.
37	MUNDPHANE NEHA VIJAY	Open	Oct 20, 2021	FY-B.Sc.
38	MUNDPHANE NIKITA VIJAY	Open	Oct 20, 2021	FY-B.Sc.
39	MUTKULE POOJA RAMCHANDRA	Open	Sep 15, 2021	FY-B.Sc.
40	PATALE DNYANESHWARI RAVSAHEB	Open	Oct 13, 2021	FY-B.Sc.
41	PATIL RUTUJA SANJAY	Open	Oct 14, 2021	FY-B.Sc.
42	PAVASE AISHWARYA JAGANNATH	Open	Oct 26, 2021	FY-B.Sc.
43	PISE AISHWARYA NAGESH	OBC	Oct 21, 2021	FY-B.Sc.
44	RAJAMANE DIPTI RAJKUMAR	OBC	Dec 06, 2021	FY-B.Sc.
45	RAUT PRATIKSHA VILAS	OBC	Sep 15, 2021	FY-B.Sc.
46	SALGAR ANUSAYA VITTHAL	NT-2 (NT-C)	Sep 20, 2021	FY-B.Sc.
47	SARGAR RUTUJA TANAJI	NT-2 (NT-C)	Oct 14, 2021	FY-B.Sc.
48	SHENDE SWAPNALI SANTOSH	OBC	Dec 18, 2021	FY-B.Sc.
49	SID MANSI BHARAT	NT-2 (NT-C)	Oct 21, 2021	FY-B.Sc.
50	SUL PRATIKSHA DHANAJI	NT-2 (NT-C)	Oct 14, 2021	FY-B.Sc.
51	WAGHAMODE DIKSHA RAMDAS	NT-2 (NT-C)	Sep 15, 2021	FY-B.Sc.
52	WAGHMODE KOMAL UDDHAV	NT-2 (NT-C)	Oct 14, 2021	FY-B.Sc.
53	WAGHMODE PRIYANKA JAGANNATH	NT-2 (NT-C)	Sep 30, 2021	FY-B.Sc.
54	DEVMANE RUCHITA ANKUSH	OBC	Jan 16, 2022	FY-B.Sc.



NT-C = 18	OBC = 13
Open = 19	SC = 03
VJ/DT(A) = 01	

Sr. No.	Name of Student	Date																
		1	2	3	4	5	6	7	8	9	10	11	12	13	14	15	16	17
		Days																
31	MADANE BHARATI LAXMAN	Mackana	Mackana	Mackana	Mackana	Mackana	Mackana	Mackana	Mackana	Mackana	Mackana	Mackana	Mackana	Mackana	Mackana	Mackana	Mackana	Mackana
32	MADANE RUTUJA DINKAR	R.D. Madane	R.D. Madane	R.D. Madane	R.D. Madane	R.D. Madane	R.D. Madane	R.D. Madane	R.D. Madane	R.D. Madane	R.D. Madane	R.D. Madane	R.D. Madane	R.D. Madane	R.D. Madane	R.D. Madane	R.D. Madane	R.D. Madane
33	MAGAR KARISHMA KAKASAHEB	Bhargava	Bhargava	Bhargava	Bhargava	Bhargava	Bhargava	Bhargava	Bhargava	Bhargava	Bhargava	Bhargava	Bhargava	Bhargava	Bhargava	Bhargava	Bhargava	Bhargava
34	MANE BAI VASANT	B.V. Mane	B.V. Mane	B.V. Mane	B.V. Mane	B.V. Mane	B.V. Mane	B.V. Mane	B.V. Mane	B.V. Mane	B.V. Mane	B.V. Mane	B.V. Mane	B.V. Mane	B.V. Mane	B.V. Mane	B.V. Mane	B.V. Mane
35	MHASWADE MANISHA MAGANLAL	m.m.haswade	m.m.haswade	m.m.haswade	m.m.haswade	m.m.haswade	m.m.haswade	m.m.haswade	m.m.haswade	m.m.haswade	m.m.haswade	m.m.haswade	m.m.haswade	m.m.haswade	m.m.haswade	m.m.haswade	m.m.haswade	m.m.haswade
36	MORE SUPRIYA DNYANADEV	S.D. More	S.D. More	S.D. More	S.D. More	S.D. More	S.D. More	S.D. More	S.D. More	S.D. More	S.D. More	S.D. More	S.D. More	S.D. More	S.D. More	S.D. More	S.D. More	S.D. More
37	MUNDPHANE NEHA VIJAY	Neha	Neha	Neha	Neha	Neha	Neha	Neha	Neha	Neha	Neha	Neha	Neha	Neha	Neha	Neha	Neha	Neha
38	MUNDPHANE NIKITA VIJAY	N.V.M	N.V.M	N.V.M	N.V.M	N.V.M	N.V.M	N.V.M	N.V.M	N.V.M	N.V.M	N.V.M	N.V.M	N.V.M	N.V.M	N.V.M	N.V.M	N.V.M
39	MUTKULE POOJA RAMCHANDRA	Mutkule P	Mutkule P	Mutkule P	Mutkule P	Mutkule P	Mutkule P	Mutkule P	Mutkule P	Mutkule P	Mutkule P	Mutkule P	Mutkule P	Mutkule P	Mutkule P	Mutkule P	Mutkule P	Mutkule P
40	PATALE DNYANESHWARI RAVSAHEB	Patale	Patale	Patale	Patale	Patale	Patale	Patale	Patale	Patale	Patale	Patale	Patale	Patale	Patale	Patale	Patale	Patale
41	PATIL RUTUJA SANJAY	Patil	Patil	Patil	Patil	Patil	Patil	Patil	Patil	Patil	Patil	Patil	Patil	Patil	Patil	Patil	Patil	Patil
42	PAVASE AISHWARYA JAGANNATH	PA	PA	PA	PA	PA	PA	PA	PA	PA	PA	PA	PA	PA	PA	PA	PA	PA
43	PISE AISHWARYA NAGESH	APise	APise	APise	APise	APise	APise	APise	APise	APise	APise	APise	APise	APise	APise	APise	APise	APise
44	RAJAMANE DIPTI RAJKUMAR	RR	RR	RR	RR	RR	RR	RR	RR	RR	RR	RR	RR	RR	RR	RR	RR	RR
45	RAUT PRATIKSHA VILAS	P.V.Raut	P.V.Raut	P.V.Raut	P.V.Raut	P.V.Raut	P.V.Raut	P.V.Raut	P.V.Raut	P.V.Raut	P.V.Raut	P.V.Raut	P.V.Raut	P.V.Raut	P.V.Raut	P.V.Raut	P.V.Raut	P.V.Raut
46	SALGAR ANUSAYA VITTHAL	Salgar A	Salgar A	Salgar A	Salgar A	Salgar A	Salgar A	Salgar A	Salgar A	Salgar A	Salgar A	Salgar A	Salgar A	Salgar A	Salgar A	Salgar A	Salgar A	Salgar A
47	SARGAR RUTUJA TANAJI	RSurgar	RSurgar	RSurgar	RSurgar	RSurgar	RSurgar	RSurgar	RSurgar	RSurgar	RSurgar	RSurgar	RSurgar	RSurgar	RSurgar	RSurgar	RSurgar	RSurgar
48	SHENDE SWAPNALI SANTOSH	Shende	Shende	Shende	Shende	Shende	Shende	Shende	Shende	Shende	Shende	Shende	Shende	Shende	Shende	Shende	Shende	Shende
49	SID MANSI BHARAT	MBSid	MBSid	MBSid	MBSid	MBSid	MBSid	MBSid	MBSid	MBSid	MBSid	MBSid	MBSid	MBSid	MBSid	MBSid	MBSid	MBSid
50	SUL PRATIKSHA DHANAJI	HSul	HSul	HSul	HSul	HSul	HSul	HSul	HSul	HSul	HSul	HSul	HSul	HSul	HSul	HSul	HSul	HSul
51	WAGHAMODE DIKSHA RAMDAS	w.o.R	w.o.R	w.o.R	w.o.R	w.o.R	w.o.R	w.o.R	w.o.R	w.o.R	w.o.R	w.o.R	w.o.R	w.o.R	w.o.R	w.o.R	w.o.R	w.o.R
52	WAGHMODE ASHWINI NAVANATH	AB	AB	AB	AB	AB	AB	AB	AB	AB	AB	AB	AB	AB	AB	AB	AB	AB
53	WAGHMODE KOMAL UDDHAV	KBud	KBud	KBud	KBud	KBud	KBud	KBud	KBud	KBud	KBud	KBud	KBud	KBud	KBud	KBud	KBud	KBud
54	WAGHMODE PRIYANKA JAGANNATH	PW	PW	PW	PW	PW	PW	PW	PW	PW	PW	PW	PW	PW	PW	PW	PW	PW




Principal
 Shiram Mahila Vidyan Mahavidyalaya
 Paniv, Tal. Malshiras, Dist. Solapur