



!! न हि ज्ञानेन सदृशं ! पवित्रमिह विद्यते !!

Shriram Shikshan Sanstha's
Shriram Mahila Vidnyan Mahavidyalaya ,Paniv
(Affiliated to S. N. D. T. Women's University, Mumbai).

Report of
Feedback Analysis on Curriculum
(Student, Teacher, Parent, Alumnus)
Academic Year: 2018-19
Submitted to
Internal Quality Assurance Cell

Feedback Analysis Report

Shriram Shikshan Sanstha's, Shriram Mahila Vidnyan Mahavidyalaya, Paniv was established in the year 2012. The college aims at the overall development of the students to become entrepreneurs and professionals in the respective disciplines. Every year a survey was conducted to assess the satisfaction of all the stakeholders (Students, Parents, Alumni, Teachers) regarding curriculum of the college. The college is permanently affiliated to SNDT University, Mumbai and follows curriculum prescribed by university. Receiving positive or negative feedback from these stakeholders is important as both these are crucial in helping monitor and evaluate the provision. Listening to what stakeholder say is a contributing factor to running a successful college or institution.

Methodology

In every academic year, we ask all the stakeholders to fill a feedback form. Every year data was collected. The link of feedback form was made available to all

stakeholders on their corresponding Class WhatsApp group and college website.

Filling of feedback is voluntary.

For the academic year 2018-19 there were 296 registered students at the college.

25 students, 7 teachers 16 parents, and 12 Alumnus responded to the survey.

The analyses presented in this report are based on the responses of these stakeholders to the survey.

Design of Feedback

The responses from the students, teachers, alumni, parents and employers are collected on the four-point

1) Strongly Agree

2) Agree

3) Neutral

4) Not Agree

Overall Evaluation

Feedback was collected and analyzed .Opinion of all stakeholders are obtained about each parameter in percentage.

Student Feedback

The respondent sample is broadly representative of the student population with respect to programme level and course. We have received 25 students' online feedback on the syllabus of various programmes designed by SNDT University Mumbai. There are 25 Students respondents in the survey sample

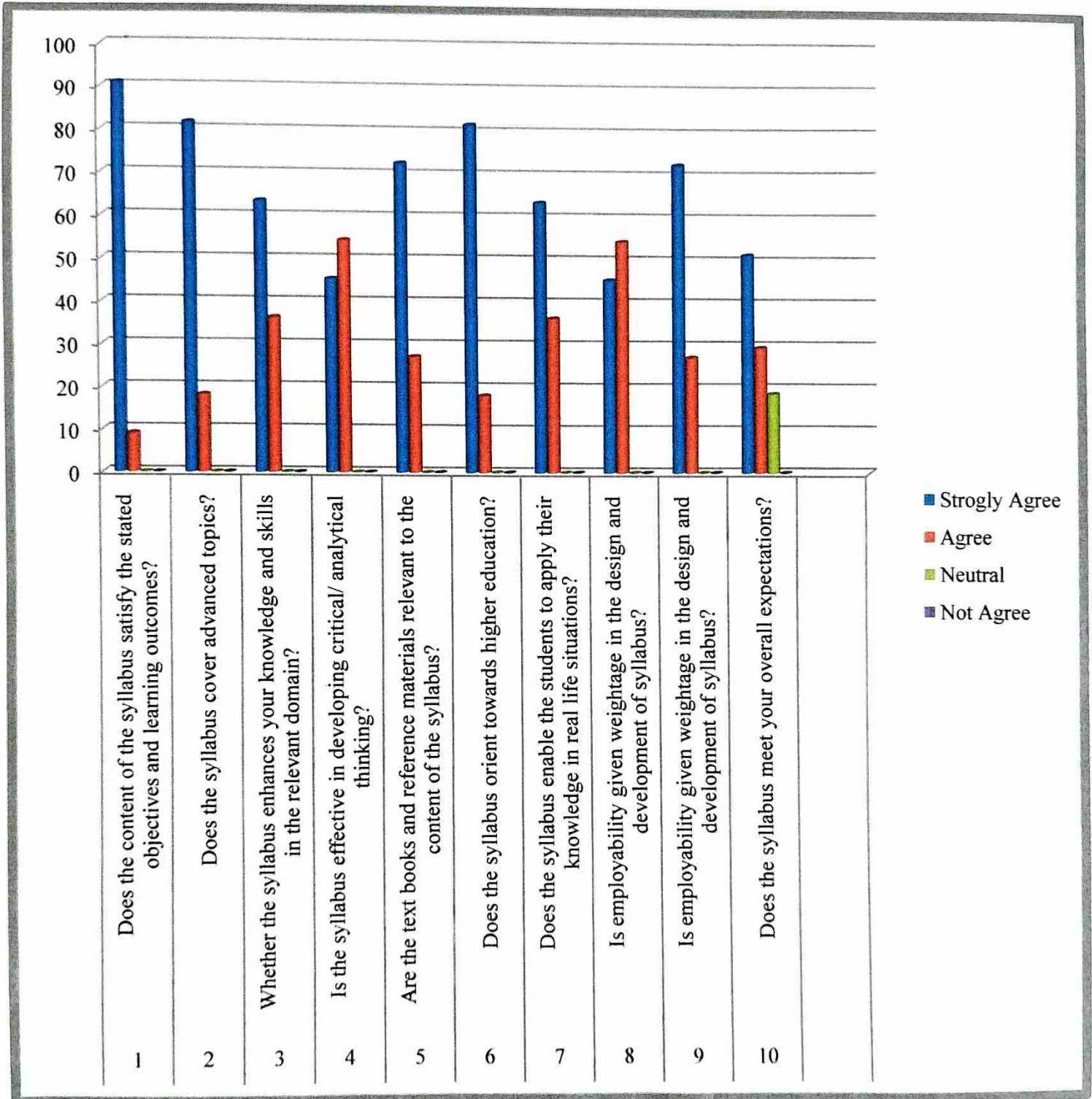
Following chart and table shows the summary of the responses given by students for each parameter.



Sr.No.	Particulars	Strongly Agree	Agree	Neutral	Not Agree
1	Does the content of the syllabus satisfy the stated objectives and learning outcomes?	90.91	9.09	00	00
2	Does the syllabus cover advanced topics?	81.81	18.19	00	00
3	Whether the syllabus enhances your knowledge and skills in the relevant domain?	63.63	36.37	00	00
4	Is the syllabus effective in developing critical/ analytical thinking?	45.45	54.55	00	00
5	Are the text books and reference materials relevant to the content of the syllabus?	72.72	27.28	00	00
6	Does the syllabus orient towards higher education?	81.81	18.19	00	00
7	Does the syllabus enable the students to apply their knowledge in real life situations?	63.63	36.37	00	00
8	Is employability given weightage in the design and development of syllabus?	45.45	54.55	00	00
9	Is employability given weightage in the design and development of syllabus?	72.72	27.28	00	00
10	Does the syllabus meet your overall expectations?	51.56	29.68	18.75	00



Graph: Student Feedback 2018-19



Teachers Feedback

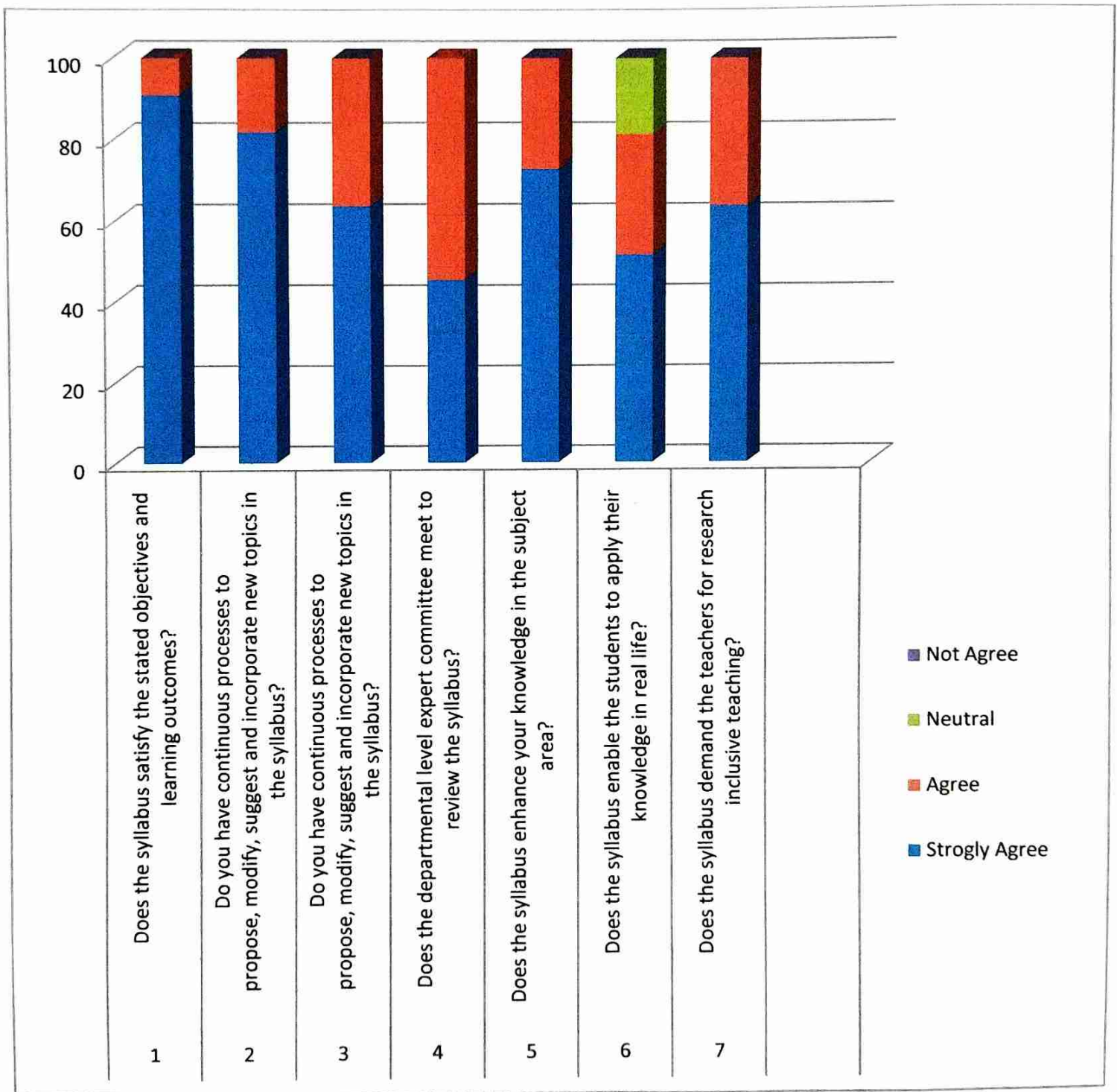
We have received 7 teachers' online feedback on the syllabus of various programmes designed by SNTD University ,Mumbai. There are 5 males and 2 female respondents in the survey sample.

Following table shows the summary of the responses given by teacher for each parameter

Sr.No.	Particulars	Strongly Agree	Agree	Neutral	Not Agree
1	Does the syllabus satisfy the stated objectives and learning outcomes?	90.91	9.09	00	00
2	Do you have continuous processes to propose, modify, suggest and incorporate new topics in the syllabus?	81.81	18.19	00	00
3	Do you have continuous processes to propose, modify, suggest and incorporate new topics in the syllabus?	63.63	36.37	00	00
4	Does the departmental level expert committee meet to review the syllabus?	45.45	54.55	00	00
5	Does the syllabus enhance your knowledge in the subject area?	72.72	27.28	00	00
6	Does the syllabus enable the students to apply their knowledge in real life?	51.56	27.28	00	00
7	Does the syllabus demand the teachers for research inclusive teaching?	63.63	36.37	00	00



Graph: Teachers Feedback 2018-19





Parent Feedback:

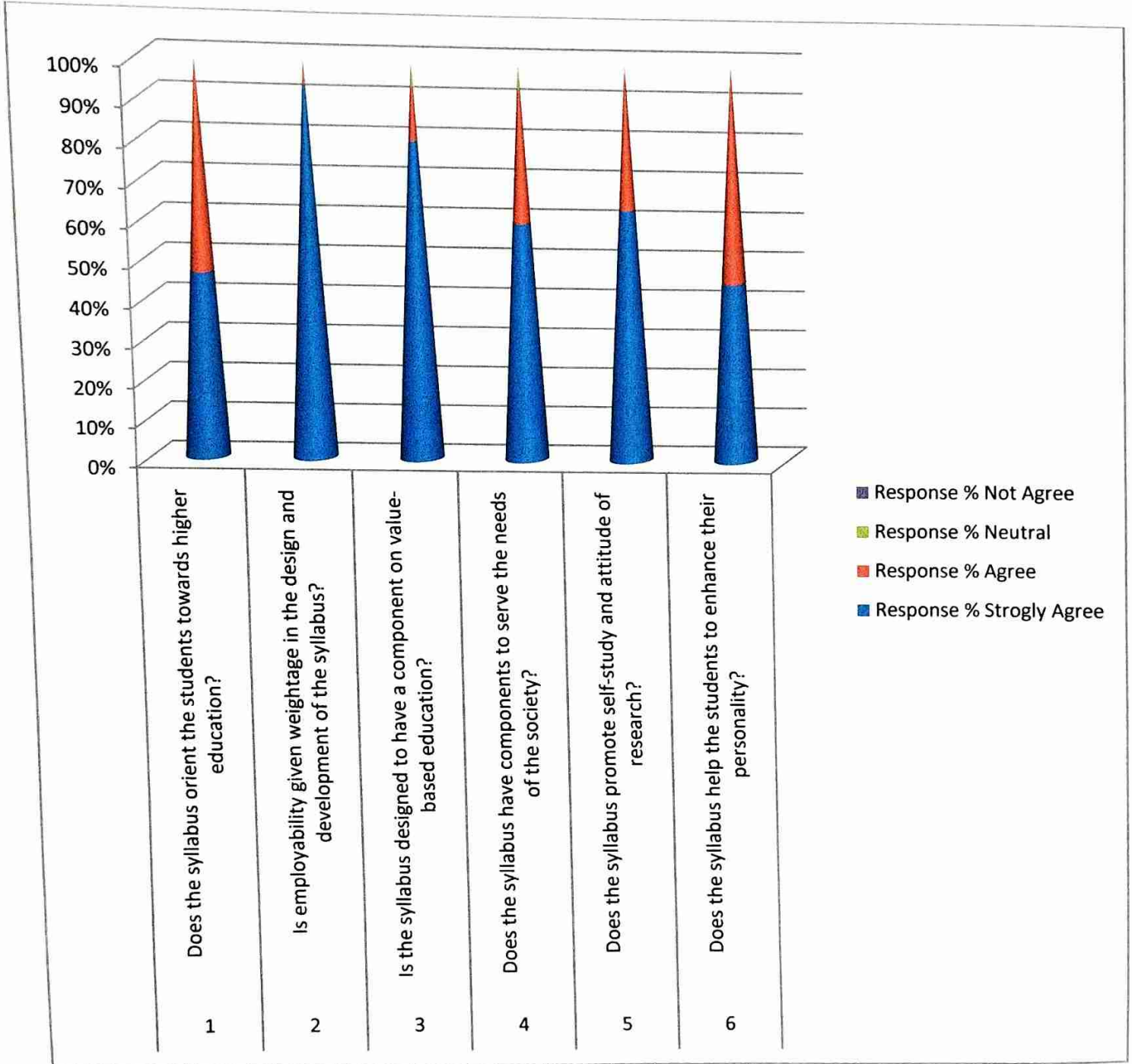
We have received 16 parents online feedback on the syllabus of various programs designed by SNTD University Mumbai. There are 12 male and 4 female respondents in the survey sample.

Following chart and table show the summary of the responses (in %) given by parents for each parameter.

Sr. No.	Particulars	Strongly Agree	Agree	Neutral	Not Agree
1	Does the syllabus orient the students towards higher education?	46.67	53.33	00	00
2	Is employability given weightage in the design and development of the syllabus?	93.33	6.67	00	00
3	Is the syllabus designed to have a component on value-based education?	80	13.33	6.67	00
4	Does the syllabus have components to serve the needs of the society?	60	33.33	6.67	00
5	Does the syllabus promote self-study and attitude of research?	63.63	36.37	00	00
6	Does the syllabus help the students to enhance their personality?	45.45	54.55	00	00



Graph: Parent Feedback 2018-19





Alumni Feedback

We have received 12 alumnus online feedbacks on the syllabus of various programmes designed by SNTD University, Mumbai. There are 12 student's respondents in the survey sample.

Following chart and table shows the summary (in %) of the responses given by alumnus for each parameters.

Sr.No.	Particulars	Strongly Agree	Agree	Neutral	Not Agree
1	Is the syllabus updated on a regular basis depending on the current trends and advanced topics?	66.67	33.33	00	00
2	Does the syllabus orient the students towards higher education?	46.67	53.33	00	00
3	Does the syllabus provide employability weightage?	63.63	36.37	00	00
4	Does the syllabus meet the expectations of the industry?	45.45	54.55	00	00
5	Does the syllabus enable the student to connect the knowledge to real life application?	51.56	29.69	18.75	00
6	Does the syllabus encourage entrepreneurship?	46.87	37.5	15.62	00
7	Do you think that the syllabus motivates the students for research and development?	45.45	54.55	00	00



Graph: Alumni Feedback 2018-19

