

# **Feedback Analysis Report**

**(Students ,Teachers,  
Parents and Alumni)**





!! न हि जानेन सदृशं ! पवित्रमिह विद्यते !!

**Shriram Shikshan Sanstha's**  
**Shriram Mahila Vidnyan Mahavidyalaya ,Paniv**  
(Affiliated to S. N. D. T. Women's University, Mumbai).

**Report of**  
**Feedback Analysis on Curriculum**  
**(Student, Teacher, Parent, Alumnus)**  
**Academic Year: 2022-23**  
**Submitted to**  
**Internal Quality Assurance Cell**

**Feedback Analysis Report**

Shriram Shikshan Sanstha's, Shriram Mahila Vidnyan Mahavidyalaya, Paniv was established in the year 2012. The college aims at the overall development of the students to become entrepreneurs and professionals in the respective disciplines. Every year a survey was conducted to assess the satisfaction of all the stakeholders (Students, Parents, Alumni, Teachers, and Employers) regarding curriculum of the college. The college is permanently affiliated to SNDT University, Mumbai and follow curriculum prescribed by university. Receiving positive or negative feedback from these stakeholders is important as both these are crucial in helping monitor and evaluate the provision. Listening to what stakeholder say is a contributing factor to running a successful college or institution.

**Methodology**

In every academic year, we ask all the stakeholders to fill a feedback form. Every year data was collected. The link of feedback form was made available to all stakeholders on their corresponding Class WhatsApp group. Filling of feedback is voluntary.

For the academic year 2022-23 there were 294 registered students at the college. 53 students, 11 teachers, 38 parents and 27 alumni responded to the survey.

The analyses presented in this report are based on the responses of these stakeholders to the survey.



### **Design of Feedback**

The responses from the students, teachers, parents and Alumni are collected on the four-point

- 1) Strongly Agree
- 2) Agree
- 3) Neutral
- 4) Not Agree

### **Overall Evaluation**

Feedback was collected and analyzed. Opinion of all stakeholders is obtained about each parameter in percentage.

#### **• Student Feedback**

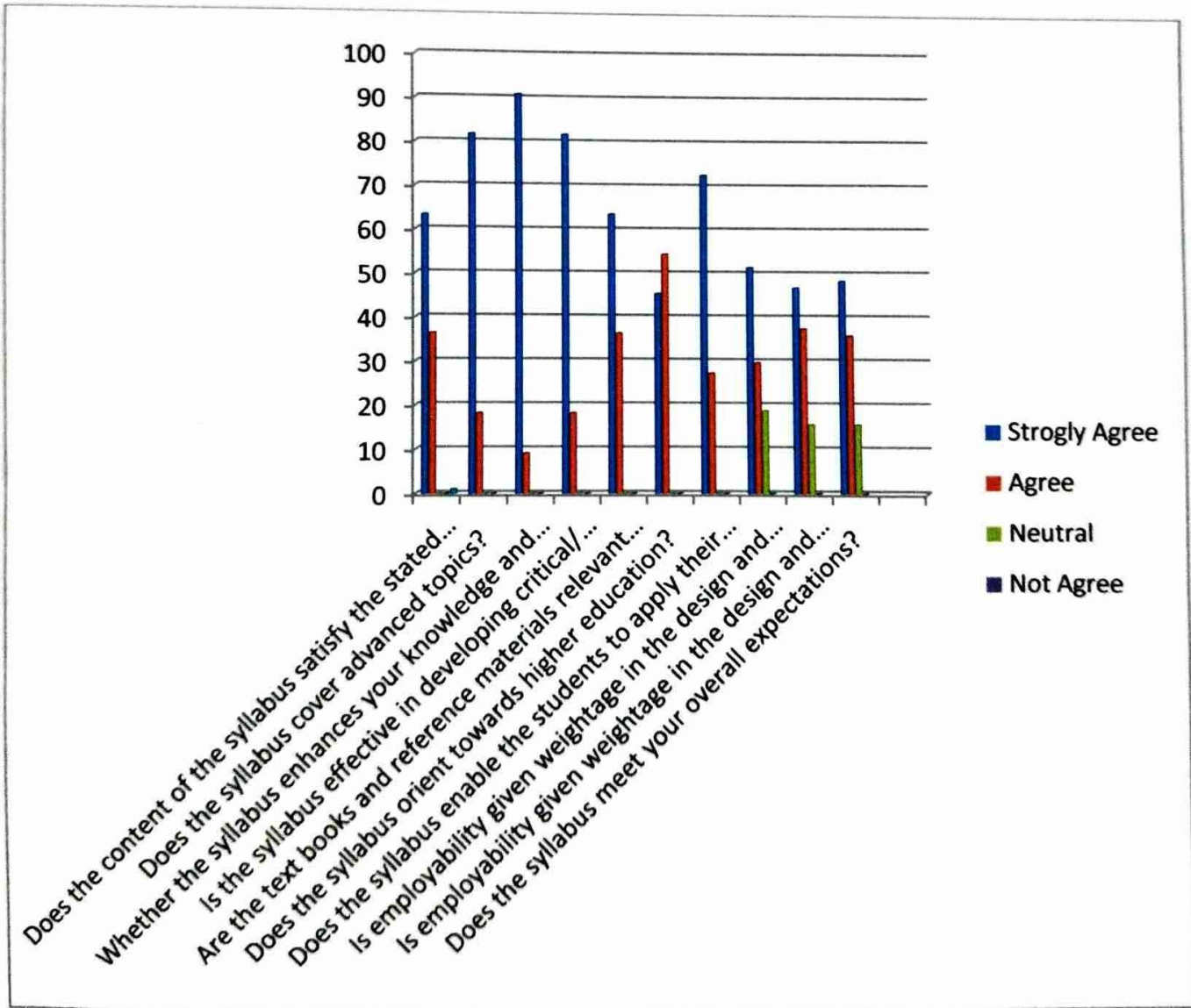
The respondent sample is broadly representative of the student population with respect to programme level and course. We have received 53 students' online feedback on the syllabus of various programmes designed by SNTD University Mumbai.

Following chart and table shows the summary of the responses given by students for each parameter.



Sr.No.	Particulars	Strongly Agree	Agree	Neutral	Not Agree
1	Does the content of the syllabus satisfy the stated objectives and learning outcomes?	63.63	36.37	00	00
2	Does the syllabus cover advanced topics?	81.81	18.19	00	00
3	Whether the syllabus enhances your knowledge and skills in the relevant domain?	90.91	9.09	00	00
4	Is the syllabus effective in developing critical/ analytical thinking?	81.81	18.19	00	5.88
5	Are the text books and reference materials relevant to the content of the syllabus?	63.63	36.37	00	00
6	Does the syllabus orient towards higher education?	45.45	54.55	00	00
7	Does the syllabus enable the students to apply their knowledge in real life situations?	72.72	27.28	00	00
8	Is employability given weightage in the design and development of syllabus?	51.56	29.28	18.75	00
9	Is employability given weightage in the design and development of syllabus?	46.67	37.5	15.62	00
10	Does the syllabus meet your overall expectations?	48.43	35.93	15.62	00

**Graph: • Student Feedback 2022-23**





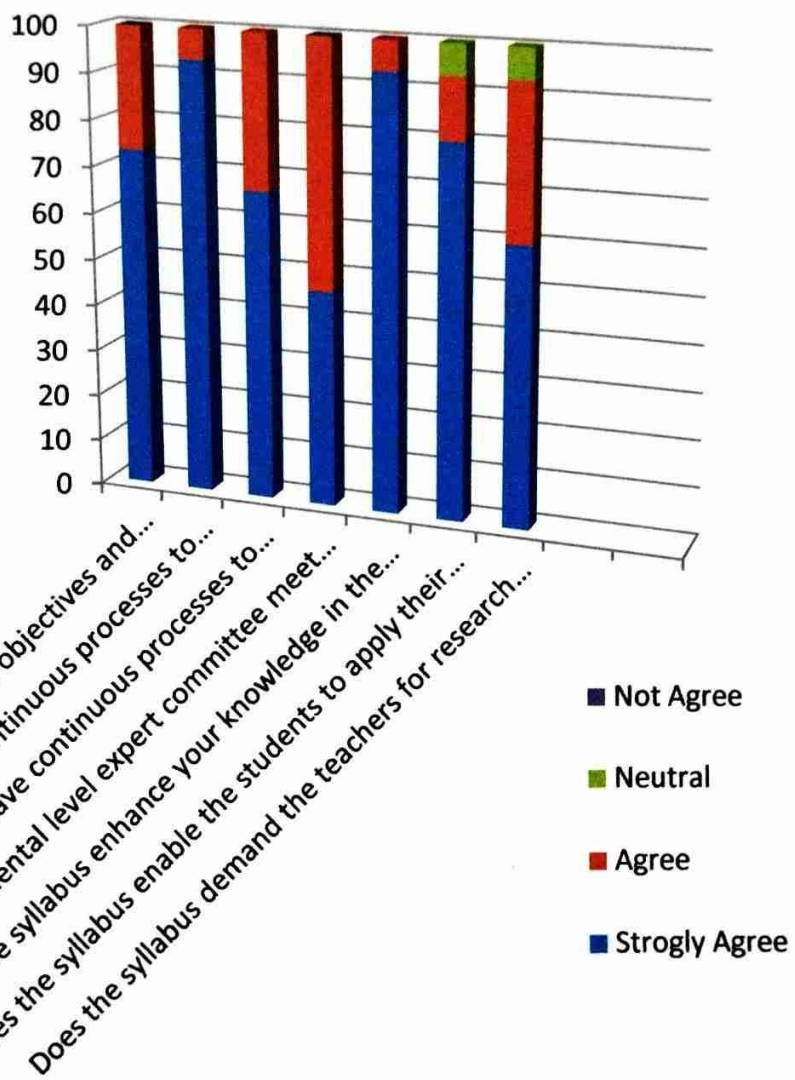
## Teachers Feedback

We have received 11 teachers' online feedback on the syllabus of various programmes designed by SNTD University, Mumbai. There are 5 males and 6 female respondents in the survey sample. Following table shows the summary of the responses given by teacher for each parameter.

Sr.No.	Particulars	Strongly Agree	Agree	Neutral	Not Agree
1	Does the syllabus satisfy the stated objectives and learning outcomes?	73.33	26.67	00	00
2	Do you have continuous processes to propose, modify, suggest and incorporate new topics in the syllabus?	93.33	6.67	00	00
3	Do you have continuous processes to propose, modify, suggest and incorporate new topics in the syllabus?	66.67	33.33	00	00
4	Does the departmental level expert committee meet to review the syllabus?	46.67	53.33	6.67	00
5	Does the syllabus enhance your knowledge in the subject area?	93.33	6.67	00	00
6	Does the syllabus enable the students to apply their knowledge in real life?	80	13.33	6.67	00
7	Does the syllabus demand the teachers for research inclusive teaching?	60	33.33	6.67	00



**Graph: Teachers Feedback 2022-23**





### Parent Feedback:

We have received 38 parents online feedback on the syllabus of various programs designed by SNTD University Mumbai. There are 28 male and 10 female respondents in the survey sample.

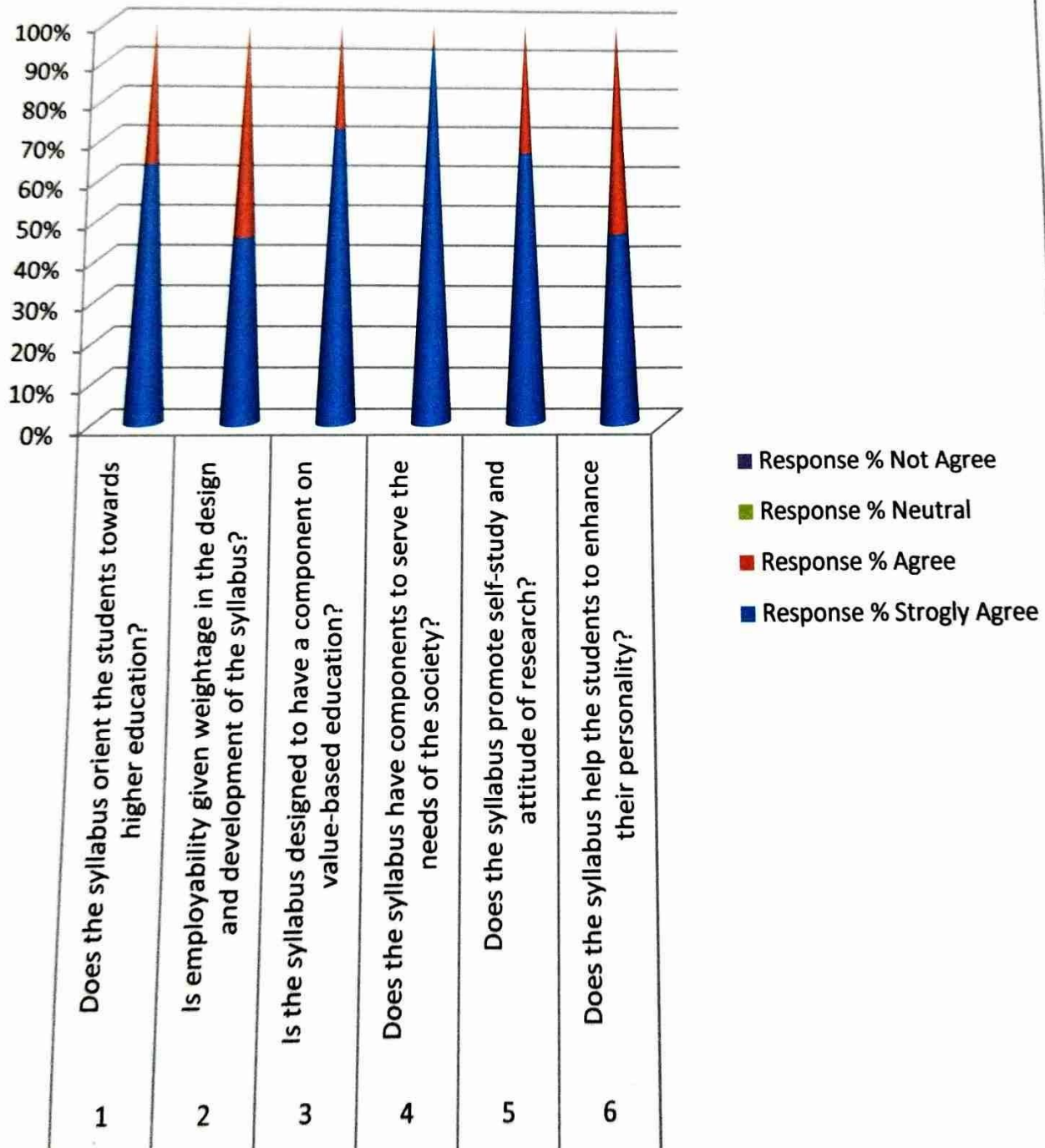
Following chart and table show the summary of the responses (in %) given by parent for each parameter.

Sr. No.	Particulars	Strongly Agree	Agree	Neutral	Not Agree
1	Does the syllabus orient the students towards higher education?	81.81	18.19	00	00
2	Is employability given weightage in the Design and development of the syllabus?	63.63	36.37	00	00
3	Is the syllabus designed to have a component on value-based education?	45.45	54.55	00	00
4	Does the syllabus have components to serve the needs of the society?	72.72	27.28	00	00
5	Does the syllabus promote self-study and attitude of research?	51.56	29.28	18.75	00
6	Does the syllabus help the students to enhance their personality?	46.87	37.5	15.62	00





**Graph: Parent Feedback: 2022-23**





## Alumni Feedback

We have received 27 alumnus online feedbacks on the syllabus of various programmes designed by SNDT University ,Mumbai. There are student's 27respondents in the survey sample.

Following chart and table shows the summary (in %) of the responses given by alumnus for each parameters.

Sr.No.	Particulars	Strongly Agree	Agree	Neutral	Not Agree
1	Is the syllabus updated on a regular basis depending on the current trends and advanced topics?	75.48	24.28	00	00
2	Does the syllabus orient the students towards higher education?	51.56	29.68	18.72	00
3	Does the syllabus provide employability weightage?	46.87	37.5	15.63	00
4	Does the syllabus meet the expectations of the industry?	72.72	27.28	00	00
5	Does the syllabus enable the student to connect the knowledge to real life application?	45.45	54.55	00	00
6	Does the syllabus encourage entrepreneurship?	72.72	27.28	00	00
7	Do you think that the syllabus motivates the students for research and development?	51.56	29.68	00	00



**Graph: Alumni Feedback 2022-23**

